



MATERIALS: Scissors or Craft Knife • Glue or Tape • String, Yarn or Ribbon

INSTRUCTIONS: Cut out along the solid lines. Crease along the dashes, then fold over the string, yarn or ribbon and secure with glue or tape.
Optional: Before cutting, print the pattern page on the back side of the project.





MATERIALS: Scissors or Craft Knife • Glue or Tape • String, Yarn or Ribbon

INSTRUCTIONS: Cut out along the solid lines. Crease along the dashes, then fold over the string, yarn or ribbon and secure with glue or tape.
Optional: Before cutting, print the pattern page on the back side of the project.



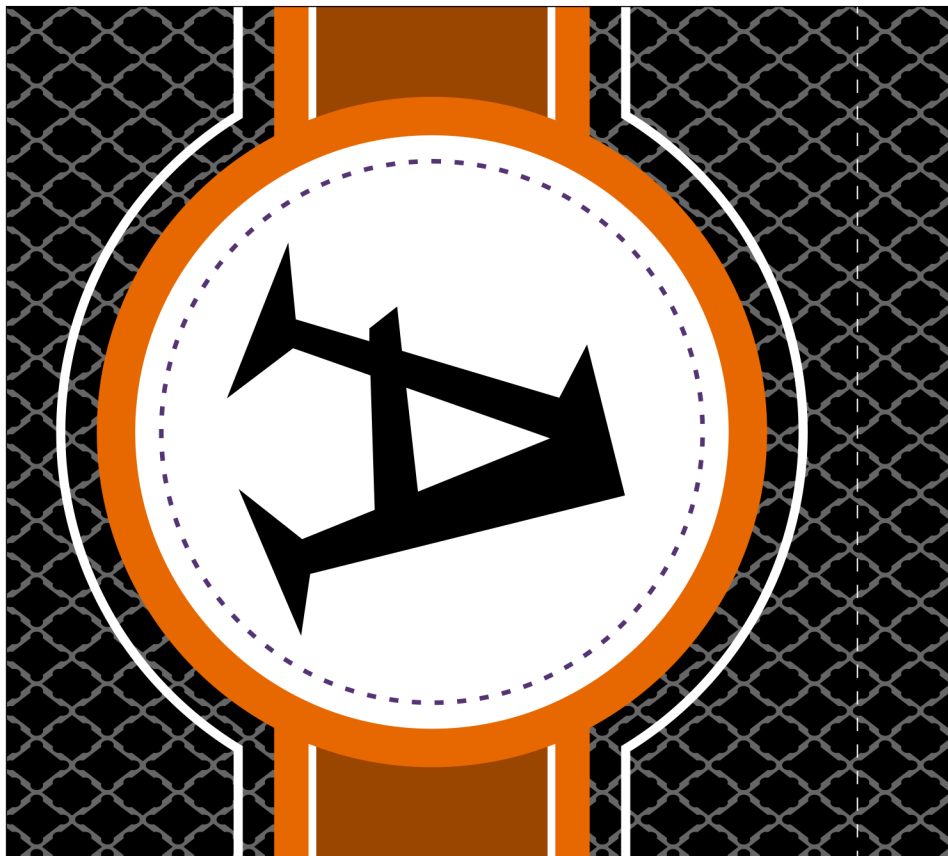

MATERIALS: Scissors or Craft Knife • Glue or Tape • String, Yarn or Ribbon

INSTRUCTIONS: Cut out along the solid lines. Crease along the dashes, then fold over the string, yarn or ribbon and secure with glue or tape.
Optional: Before cutting, print the pattern page on the back side of the project.



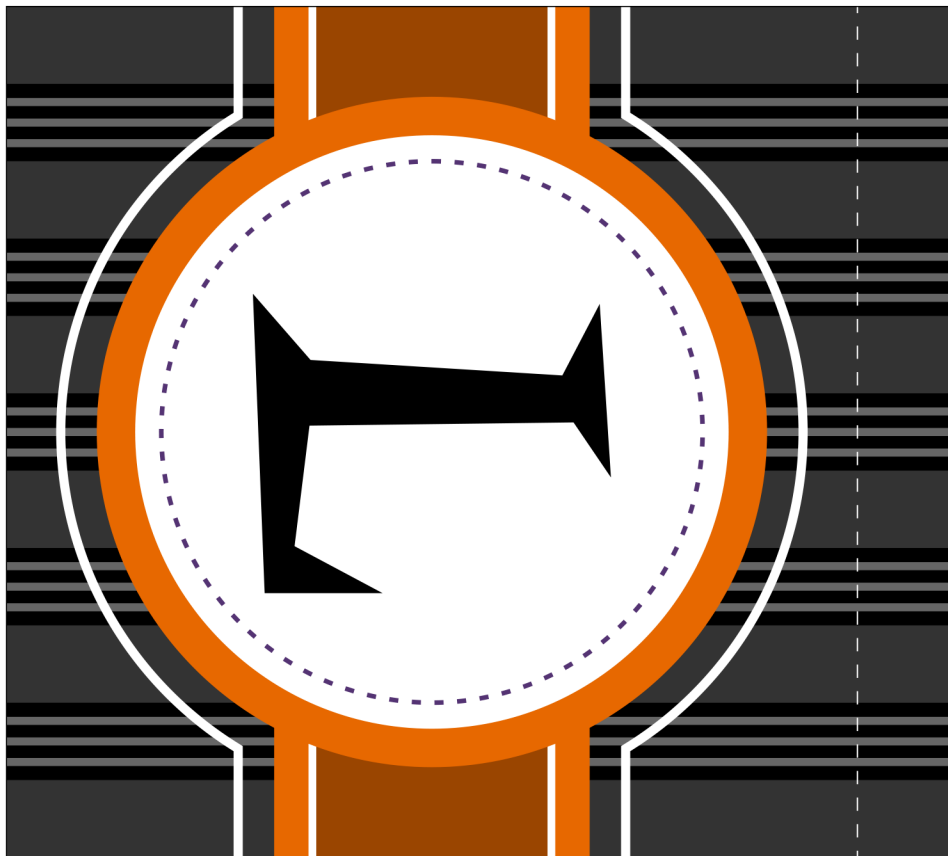

MATERIALS: Scissors or Craft Knife • Glue or Tape • String, Yarn or Ribbon

INSTRUCTIONS: Cut out along the solid lines. Crease along the dashes, then fold over the string, yarn or ribbon and secure with glue or tape.
Optional: Before cutting, print the pattern page on the back side of the project.





MATERIALS: Scissors or Craft Knife • Glue or Tape • String, Yarn or Ribbon

INSTRUCTIONS: Cut out along the solid lines. Crease along the dashes, then fold over the string, yarn or ribbon and secure with glue or tape.
Optional: Before cutting, print the pattern page on the back side of the project.





MATERIALS: Scissors or Craft Knife • Glue or Tape • String, Yarn or Ribbon

INSTRUCTIONS: Cut out along the solid lines. Crease along the dashes, then fold over the string, yarn or ribbon and secure with glue or tape.
Optional: Before cutting, print the pattern page on the back side of the project.



MATERIALS: Scissors or Craft Knife • Glue or Tape • String, Yarn or Ribbon

INSTRUCTIONS: Cut out along the solid lines. Crease along the dashes, then fold over the string, yarn or ribbon and secure with glue or tape.
Optional: Before cutting, print the pattern page on the back side of the project.



MATERIALS: Scissors or Craft Knife • Glue or Tape • String, Yarn or Ribbon

INSTRUCTIONS: Cut out along the solid lines. Crease along the dashes, then fold over the string, yarn or ribbon and secure with glue or tape.
Optional: Before cutting, print the pattern page on the back side of the project.

